



# What am I? Quiz – Spider

## Instructions for Creating Your Quiz Booklet for Show and Tell

**Suggestions on how to use this document:**

### Suggestion 1: Ready-to-Print Quiz Booklet

- ★ **Print pages 2 to 4 of this document.**
- ★ **Add your child's name to the space provided on the title page.**
- ★ **Staple all pages of your child's Quiz Booklet down the left hand side OR attach one staple to the top left hand corner of the booklet.**
- ★ **Present to class!** (Your child's teacher will assist with reading if needed).

### Suggestion 2: Do-it-Yourself Answer Page for Your Quiz Booklet

- ★ **Print pages 2 to 5 of this document.**
- ★ **Add your child's name to the space provided on the title page.**
- ★ **Create your own Answer Page on Page 5 ie. the framed, blank booklet page.** (Use the ready-to-print Answer Page on Page 4 as a guide if needed).
- ★ **Staple pages 2, 3 and 5 of your child's booklet down the left hand side OR attach one staple to the top left hand corner of the booklet.**
- ★ **Present to class!** (Your child's teacher will assist with reading if needed).



**What  
Creepy Crawly  
am I?**

**by**


.....

.....


# What am I?



**Clue 1:** I am a type of creepy crawly that has fangs.




**Clue 2:** I like to eat insects and other types of meat.




**Clue 3:** I can be extremely tiny or I can be as big as a dinner plate.



**Clue 4:** I am often venomous.



**Clue 5:** My babies are called spiderlings.



**Clue 6:** I make my own silk which I can spin into a web.

**What Creepy Crawly  
am I?**



**I am a Spider.**

