



## I am an Ocean Animal

### Instructions for Creating a Fun Book or Poster for Show and Tell

#### **Suggestions on how to use this document:**

##### **Suggestion 1: Ready-to-Print Book**

- ★ Print pages 2 to 5 of this document.
- ★ Add your child's name to the space provided on the title page.
- ★ Staple all pages of your child's book down the left hand side OR attach one staple to the top left hand corner of the book.
- ★ Present to class! (Your child's teacher will assist with reading if needed).

##### **Suggestion 2: Make a Poster**

- ★ Print pages 2 to 5 of this document.
- ★ Add your child's name to the title page and paste your title onto the centre of a piece of poster-size cardboard. (You may need to cut the title to a smaller size to fit everything on your poster).
- ★ Cut all pictures and captions and paste them around the title.
- ★ Present to class! (Your child's teacher will assist with reading if needed).

##### **Suggestion 3: Do-it-Yourself Book**

- ★ Print page 2 of this document and add your child's name to the space provided.
- ★ Print 6 copies of page 6 (ie. the framed, blank book page ready for your child's own illustrations and labels).
- ★ Draw and label 1 item per page....OR....Find, cut, glue and label 1 item per page using suitable images from the Internet, magazines or your own photograph collection.
- ★ Staple all pages of your child's book down the left hand side OR attach one staple to the top left hand corner of the book.
- ★ Present to class! (Your child's teacher will assist with reading if needed).




**I am an**  
**Ocean**  
**Animal**

**by**

.....

.....




Whale Sharks are  
Ocean Animals.



Seahorses are Ocean Animals.



Lobsters are Ocean Animals.




Giant Clams are  
Ocean Animals.





Swordfish are Ocean Animals.



Sea Snakes are Ocean Animals.

