



What am I? Quiz – Baseball

Instructions for Creating Your Quiz Booklet for Show and Tell

Suggestions on how to use this document:

Suggestion 1: Ready-to-Print Quiz Booklet

- ★ Print pages 2 to 4 of this document.
- ★ Add your child's name to the space provided on the title page.
- ★ Staple all pages of your child's Quiz Booklet down the left hand side OR attach one staple to the top left hand corner of the booklet.
- ★ Present to class! (Your child's teacher will assist with reading if needed).

Suggestion 2: Do-it-Yourself Answer Page for Your Quiz Booklet

- ★ Print pages 2 to 5 of this document.
- ★ Add your child's name to the space provided on the title page.
- ★ Create your own Answer Page on Page 5 ie. the framed, blank booklet page. (Use the ready-to-print Answer Page on Page 4 as a guide if needed).
- ★ Staple pages 2, 3 and 5 of your child's booklet down the left hand side OR attach one staple to the top left hand corner of the booklet.
- ★ Present to class! (Your child's teacher will assist with reading if needed).



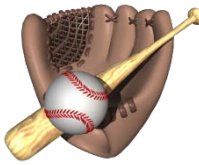
**What Sport
am I?**

by

.....

.....

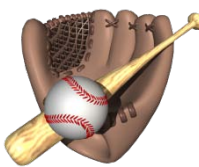
What am I?



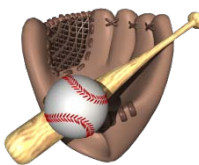
Clue 1: I am a team sport. You need to join a team if you want to play me.



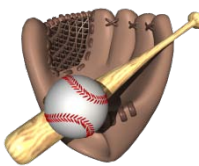
Clue 2: Two teams play each other to see who can score the most points.



Clue 3: You hit a ball with a bat when you play me but I am not cricket.



Clue 4: The person who throws the ball towards the batter is called the pitcher.



Clue 5: You play me on a field shaped like a diamond.



Clue 6: You must run around all 4 of my bases to score a point called a "run".

What Sport am I?



I am Baseball.

