



## Fun Facts about Ocean Animals

### Instructions for Creating a

### Fun Book or Poster for Show and Tell

#### Suggestions on how to use this document:

##### Suggestion 1: Ready-to-Print Book

- ★ Print pages 2 to 5 of this document.
- ★ Add your child's name to the space provided on the title page.
- ★ Staple all pages of your child's book down the left hand side OR attach one staple to the top left hand corner of the book.
- ★ Present to class! (Your child's teacher will assist with reading if needed).

##### Suggestion 2: Make a Poster

- ★ Print pages 2 to 5 of this document.
- ★ Add your child's name to the title page and paste your title onto the centre of a piece of poster-size cardboard.
- ★ Cut all pictures and captions and paste them around the title.
- ★ Present to class! (Your child's teacher will assist with reading if needed).

##### Suggestion 3: Do-it-Yourself Book

- ★ Print page 2 of this document and add your child's name to the space provided.
- ★ Print 6 copies of page 6 (ie. the framed, blank book page ready for your child's illustrations and labels).
- ★ Draw and label 1 item per page....OR....Find, cut, glue and label 1 item per page using suitable images from the Internet, magazines or your own photograph collection.
- ★ Staple all pages of your child's book down the left hand side OR attach one staple to the top left hand corner of the book.
- ★ Present to class! (Your child's teacher will assist with reading if needed).




Fun Facts  
about  
Ocean  
Animals


by

.....


.....




Dolphins sleep with one eye open.




Giant Squids have eyes as big as dinner plates.




The tongue of a **Blue Whale** is as heavy as an elephant.



**Lobsters** have blue blood.



Octopuses squirt black ink into the water to escape predators.



Baby Seahorses hatch from a pouch on the male's body not the female's body.

