



Fun Facts about Ocean Animals

Instructions for Creating a

Fun Book or Poster for Show and Tell

Suggestions on how to use this document:

Suggestion 1: Ready-to-Print Book


- ★ Print pages 2 to 5 of this document.
- ★ Add your child's name to the space provided on the title page.
- ★ Staple all pages of your child's book down the left hand side OR attach one staple to the top left hand corner of the book.
- ★ Present to class! (Your child's teacher will assist with reading if needed).

Suggestion 2: Make a Poster

- ★ Print pages 2 to 5 of this document.
- ★ Add your child's name to the title page and paste your title onto the centre of a piece of poster-size cardboard.
- ★ Cut all pictures and captions and paste them around the title.
- ★ Present to class! (Your child's teacher will assist with reading if needed).

Suggestion 3: Do-it-Yourself Book

- ★ Print page 2 of this document and add your child's name to the space provided.
- ★ Print 6 copies of page 6 (ie. the framed, blank book page ready for your child's illustrations and labels).
- ★ Draw and label 1 item per page....OR....Find, cut, glue and label 1 item per page using suitable images from the Internet, magazines or your own photograph collection.
- ★ Staple all pages of your child's book down the left hand side OR attach one staple to the top left hand corner of the book.
- ★ Present to class! (Your child's teacher will assist with reading if needed).



Fun Facts
about
Ocean
Animals

by

.....


.....



A Lobster's teeth are in its stomach.




Box Jellyfish have no brain.




Octopuses are so smart they
can do puzzles.



Great White **S**harks have as many as
3,000 teeth.



A baby **Oyster** is called a spat.



Sea Stars can grow a new arm if they lose one.

