



Words that Begin with the Letter H

Instructions for Creating a

Fun Book or Poster for Show and Tell

Suggestions on how to use this document:

Suggestion 1: Ready-to-Print Book

- ★ Print pages 2 to 6 of this document.
- ★ Add your child's name to the space provided on the title page.
- ★ Staple all pages of your child's book down the left hand side OR attach one staple to the top left hand corner of the book.
- ★ Present to class! (Your child's teacher will assist with reading if needed).

Suggestion 2: Make a Poster

- ★ Print pages 2 to 6 of this document.
- ★ Add your child's name to the title page and paste your title onto the centre of a piece of poster-size cardboard. (You may need to cut the title to a smaller size to fit everything on your poster).
- ★ Cut all pictures and captions and paste them around the title.
- ★ Present to class! (Your child's teacher will assist with reading if needed).

Suggestion 3: Do-it-Yourself Book

- ★ Print page 2 of this document.
- ★ Add your child's name to the space provided on the title page.
- ★ Print 4 copies of page 7 (ie. the framed, blank book page ready for your child's own drawings and labels).
- ★ Draw and label 2 items per page.
- ★ Staple all pages of your child's book down the left hand side OR attach one staple to the top left hand corner of the book.
- ★ Present to class! (Your child's teacher will assist with reading if needed).


Words that Begin
with the
Letter

“H”

by

.....


.....




Hare begins with H.



Hat begins with H.



Hotdog begins with H.




Honeybee begins with H.




House begins with H.



Hamster begins with H.



Heart begins with H.



Hummingbird begins with H.

