



Words that Begin with the Letter P

Instructions for Creating a

Fun Book or Poster for Show and Tell

Suggestions on how to use this document:

Suggestion 1: Ready-to-Print Book

- ★ Print pages 2 to 6 of this document.
- ★ Add your child's name to the space provided on the title page.
- ★ Staple all pages of your child's book down the left hand side OR attach one staple to the top left hand corner of the book.
- ★ Present to class! (Your child's teacher will assist with reading if needed).

Suggestion 2: Make a Poster

- ★ Print pages 2 to 6 of this document.
- ★ Add your child's name to the title page and paste your title onto the centre of a piece of poster-size cardboard. (You may need to cut the title to a smaller size to fit everything on your poster).
- ★ Cut all pictures and captions and paste them around the title.
- ★ Present to class! (Your child's teacher will assist with reading if needed).

Suggestion 3: Do-it-Yourself Book

- ★ Print page 2 of this document.
- ★ Add your child's name to the space provided on the title page.
- ★ Print 4 copies of page 7 (ie. the framed, blank book page ready for your child's own drawings and labels).
- ★ Draw and label 2 items per page.
- ★ Staple all pages of your child's book down the left hand side OR attach one staple to the top left hand corner of the book.
- ★ Present to class! (Your child's teacher will assist with reading if needed).


Words that Begin
with the
Letter

“P”


by

.....

.....



P yramid begins with P.



P eacock begins with P.




Parachute begins with P.



Penguin begins with P.



Pond begins with P.



Porpoise begins with P.



Picnic begins with P.



Princess begins with P.

