



## I am a Mammal

### Instructions for Creating a Fun Book or Poster for Show and Tell

#### Suggestions on how to use this document:

##### Suggestion 1: Ready-to-Print Book

- ★ Print pages 2 to 6 of this document.
- ★ Add your child's name to the space provided on the title page.
- ★ Staple all pages of your child's book down the left hand side OR attach one staple to the top left hand corner of the book.
- ★ Present to class! (Your child's teacher will assist with reading if needed).

##### Suggestion 2: Make a Poster

- ★ Print pages 2 to 6 of this document.
- ★ Add your child's name to the title page and paste your title onto the centre of a piece of poster-size cardboard. (You may need to cut the title to a smaller size to fit everything on your poster).
- ★ Cut all pictures and captions and paste them around the title.
- ★ Present to class! (Your child's teacher will assist with reading if needed).

##### Suggestion 3: Do-it-Yourself Book

- ★ Print page 2 of this document and add your child's name to the space provided.
- ★ Print 8 copies of page 7 (ie. the framed, blank book page ready for your child's own illustrations and labels).
- ★ Draw and label 1 item per page....OR....Find, cut, glue and label 1 item per page using suitable images from the Internet, magazines or your own photograph collection.
- ★ Staple all pages of your child's book down the left hand side OR attach one staple to the top left hand corner of the book.
- ★ Present to class! (Your child's teacher will assist with reading if needed).



I am  
a  
Mammal  
by


.....

.....


*Baby Mammals feed on their mother's milk.*



Bilbies are Mammals.




Elephants are Mammals.



Killer Whales are Mammals.



Giant Anteaters are  
Mammals.




Bats are Mammals.



Platypuses are Mammals.



Arctic Foxes are Mammals.



Giraffes are Mammals.

