



I am a Crustacean

Instructions for Creating a Fun Book or Poster for Show and Tell

Suggestions on how to use this document:

Suggestion 1: Ready-to-Print Book

- ★ **Print pages 2 to 6 of this document.**
- ★ **Add your child's name to the space provided on the title page.**
- ★ **Staple all pages of your child's book down the left hand side OR attach one staple to the top left hand corner of the book.**
- ★ **Present to class!** (Your child's teacher will assist with reading if needed).

Suggestion 2: Make a Poster

- ★ **Print pages 2 to 6 of this document.**
- ★ **Add your child's name to the title page and paste your title onto the centre of a piece of poster-size cardboard.** (You may need to cut the title to a smaller size to fit everything on your poster).
- ★ **Cut all pictures and captions and paste them around the title.**
- ★ **Present to class!** (Your child's teacher will assist with reading if needed).

Suggestion 3: Do-it-Yourself Book

- ★ **Print page 2 of this document and add your child's name to the space provided.**
- ★ **Print 8 copies of page 7 (ie. the framed, blank book page ready for your child's own illustrations and labels).**
- ★ **Draw and label 1 item per page....OR....Find, cut, glue and label 1 item per page using suitable images from the Internet, magazines or your own photograph collection.**
- ★ **Staple all pages of your child's book down the left hand side OR attach one staple to the top left hand corner of the book.**
- ★ **Present to class!** (Your child's teacher will assist with reading if needed).

I am
a
Crustacean
by

.....

.....

***Crustaceans have a hard shell
and no backbone.***



Lobsters are Crustaceans.



Spiny Crabs are Crustaceans.




Shrimp are Crustaceans.




Krill are Crustaceans.



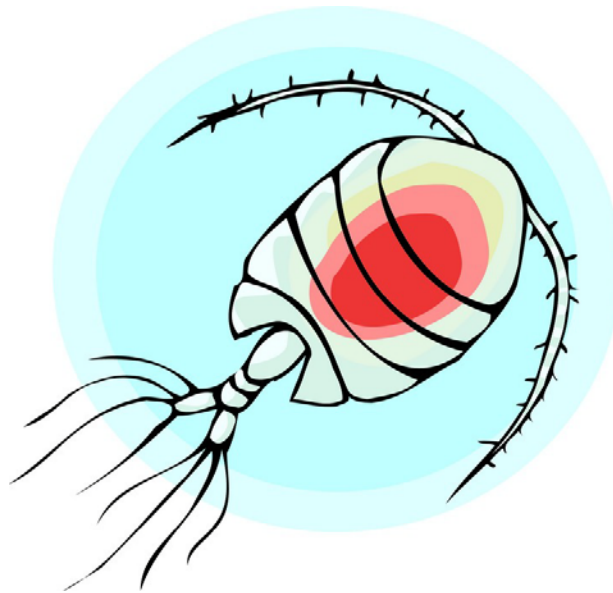
Ghost Crabs are Crustaceans.



Barnacles are Crustaceans.



Crayfish are Crustaceans.



Copepods are Crustaceans.

