



Animal Group Names - Polar Animals

Instructions for Creating a

Fun Book or Poster for Show and Tell

Suggestions on how to use this document:

Suggestion 1: Ready-to-Print Book

- ★ Print pages 2 to 5 of this document.
- ★ Add your child's name to the space provided on the title page.
- ★ Staple all pages of your child's book down the left hand side OR attach one staple to the top left hand corner of the book.
- ★ Present to class! (Your child's teacher will assist with reading if needed).

Suggestion 2: Make a Poster

- ★ Print pages 2 to 5 of this document.
- ★ Add your child's name to the title page and paste your title onto the centre of a piece of poster-size cardboard.
- ★ Cut all pictures and captions and glue them around the title.
- ★ Present to class! (Your child's teacher will assist with reading if needed).

Suggestion 3: Do-it-Yourself Book

- ★ Print page 2 of this document and add your child's name to the space provided.
- ★ Print 6 copies of page 6 (ie. the framed, blank book page ready for your child's illustrations and labels).
- ★ Draw and label 1 item per page....OR....Find, cut, glue and label 1 item per page using suitable images from the Internet, magazines or your own photograph collection.
- ★ Staple all pages of your child's book down the left hand side OR attach one staple to the top left hand corner of the book.

Present to class! (Your child's teacher will assist with reading if needed).



Group Names
for
Polar
Animals

by

.....


.....




A group of **Snowy Owls**
is called a **Blizzard**.




A group of **Reindeers**
is called a **Herd**.



A group of **Emperor Penguins**
is called a **Colony**.



A group of **Beluga Whales**
is called a **Pod**.



A group of **Sea Lions**
is called a **Colony**.



A group of **Arctic Foxes**
is called a **Skulk**.

