



## Things You Find on a Sheep Farm

### Instructions for Creating a

### Fun Book or Poster for Show and Tell

#### Suggestions on how to use this document:

##### Suggestion 1: Ready-to-Print Book

- ★ Print pages 2 to 5 of this document.
- ★ Add your child's name to the space provided on the title page.
- ★ Staple all pages of your child's book down the left hand side OR attach one staple to the top left hand corner of the book.
- ★ Present to class! (Your child's teacher will assist with reading if needed).

##### Suggestion 2: Make a Poster

- ★ Print pages 2 to 5 of this document.
- ★ Add your child's name to the title page and paste your title onto the centre of a piece of poster-size cardboard. (You may need to cut the title to a smaller size to fit everything on your poster).
- ★ Cut all pictures and captions and paste them around the title.
- ★ Present to class! (Your child's teacher will assist with reading if needed).

##### Suggestion 3: Do-it-Yourself Book

- ★ Print page 2 of this document.
- ★ Add your child's name to the space provided on the title page.
- ★ Print 4 copies of page 6 (ie. the framed, blank book page ready for your child's own drawings and labels).
- ★ Draw and label 2 items per page.
- ★ Staple all pages of your child's book down the left hand side OR attach one staple to the top left hand corner of the book.
- ★ Present to class! (Your child's teacher will assist with reading if needed).



Things You Find  
on a  
**Sheep Farm**


by

.....


.....



You find a **F**armer  
on a sheep farm.




You find **S**heep  
on a sheep farm.




You find a **Shearing Shed**  
on a sheep farm.



You find **Lambs**  
on a sheep farm.



You find **Sheep Yards**  
on a sheep farm.



You find a **Sheepdog**  
on a sheep farm.

