



Plant-Eating Dinosaurs

Instructions for Creating a

Fun Book or Poster for Show and Tell

Suggestions on how to use this document:

Suggestion 1: Ready-to-Print Book

- ★ Print pages 2 to 5 of this document.
- ★ Add your child's name to the space provided on the title page.
- ★ Staple all pages of your child's book down the left hand side OR attach one staple to the top left hand corner of the book.
- ★ Present to class! (Your child's teacher will assist with reading if needed).

Suggestion 2: Make a Poster

- ★ Print pages 2 to 5 of this document.
- ★ Add your child's name to the title page and paste your title onto the centre of a piece of poster-size cardboard.
- ★ Cut all pictures and captions and glue them around the title.
- ★ Present to class! (Your child's teacher will assist with reading if needed).

Suggestion 3: Do-it-Yourself Book

- ★ Print page 2 of this document and add your child's name to the space provided.
- ★ Print 6 copies of page 6 (ie. the framed, blank book page ready for your child's illustrations and labels).
- ★ Draw and label 1 item per page....OR....Find, cut, glue and label 1 item per page using suitable images from the Internet or magazines.
- ★ Staple all pages of your child's book down the left hand side OR attach one staple to the top left hand corner of the book.
- ★ Present to class! (Your child's teacher will assist with reading if needed).



Plant-Eating

Dinosaurs

by

.....


.....




Diplodocus was a huge plant-eating Dinosaur with a very long neck.




Monoclonius was a plant-eating Dinosaur with a long horn on its nose.




Plateosaurus was a plant-eating
Dinosaur with a large claw on
each thumb.



Triceratops was a plant-eating
Dinosaur with 3 horns on its head.



Brachiosaurus was a plant-eating
Dinosaur that was taller than
a 4-storey building.



Pachyrhinosaurus was a
plant-eating Dinosaur with a
bony frill around its neck.

