



## Different Kinds of Extinct Animals

### Instructions for Creating a

### Fun Book or Poster for Show and Tell

#### **Suggestions on how to use this document:**

##### **Suggestion 1: Ready-to-Print Book**

- ★ Print pages 2 to 5 of this document.
- ★ Add your child's name to the space provided on the title page.
- ★ Staple all pages of your child's book down the left hand side OR attach one staple to the top left hand corner of the book.
- ★ Present to class! (Your child's teacher will assist with reading if needed).

##### **Suggestion 2: Make a Poster**

- ★ Print pages 2 to 5 of this document.
- ★ Add your child's name to the title page and paste your title onto the centre of a piece of poster-size cardboard.
- ★ Cut all pictures and captions and glue them around the title.
- ★ Present to class! (Your child's teacher will assist with reading if needed).

##### **Suggestion 3: Do-it-Yourself Book**

- ★ Print page 2 of this document and add your child's name to the space provided.
- ★ Print 6 copies of page 6 (ie. the framed, blank book page ready for your child's illustrations and labels).
- ★ Draw and label 1 item per page....OR....Find, cut, glue and label 1 item per page using suitable images from the Internet or magazines.
- ★ Staple all pages of your child's book down the left hand side OR attach one staple to the top left hand corner of the book.
- ★ Present to class! (Your child's teacher will assist with reading if needed).




**Different Kinds**  
**of**  
**Extinct Animals**


**by**

.....


.....



Sabre-Toothed Tigers  
had 2 very long teeth.




Pteranodons were flying reptiles.



Allosaurus was a  
meat-eating dinosaur.



Ichthyosaurus lived in water.



Woolly Mammoths  
had 2 long tusks.



Archaeopteryx had feathers  
like modern birds.

